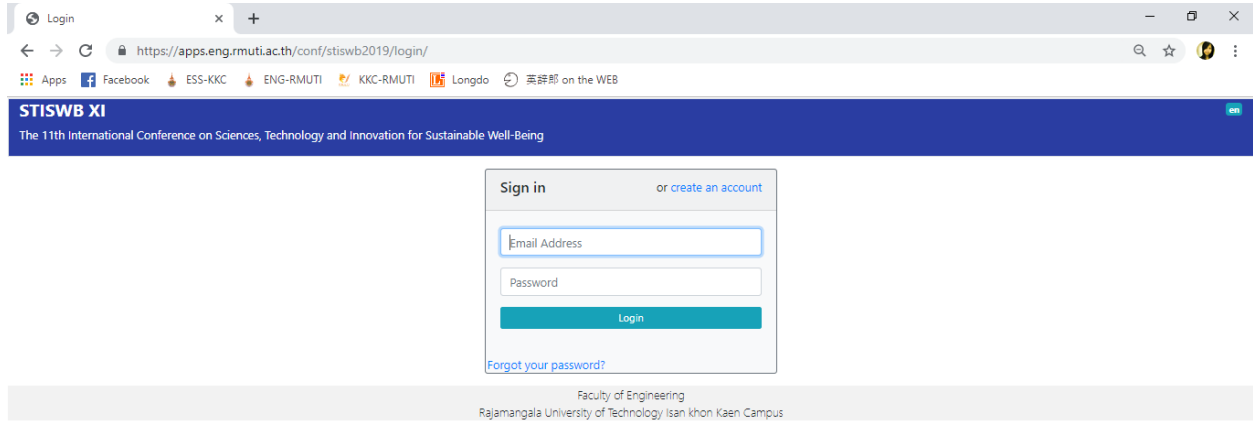
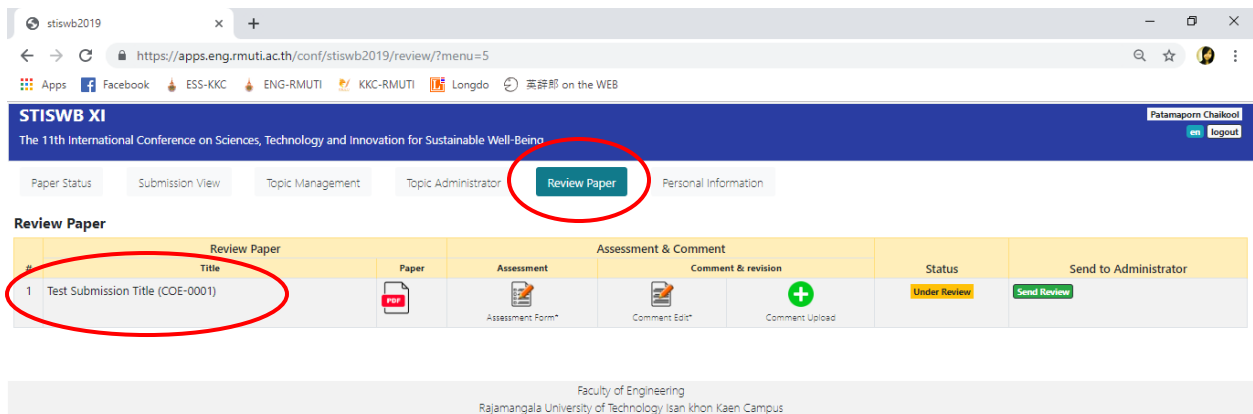


Instruction manual of paper assessment (for peer reviewer)

1. Go to login page; <https://apps.eng.rmuti.ac.th/conf/stiswb2019/login/>.
2. Sign in using your registered Email and Password.







3. Go to the tab called "Review Paper" at the top page. You will see the manuscript(s) assigned by the administrator.



4. Click on “Paper” icon in order to read the manuscript.

The screenshot shows a web browser window with the URL <https://apps.eng.rmuti.ac.th/conf/stiswb2019/review/?menu=5>. The page header includes the conference name "STISWB XI" and the user name "Patamaporn Chaikool". A navigation menu contains "Paper Status", "Submission View", "Topic Management", "Topic Administrator", "Review Paper", and "Personal Information". The main content area is titled "Review Paper" and contains a table with the following structure:

#	Review Paper		Assessment & Comment			Status	Send to Administrator
	Title	Paper	Assessment	Comment & revision			
1	Test Submission Title (COE-0001)		 Assessment Form*	 Comment Edit*	 Comment Upload	Under Review	Send Review

At the bottom of the page, it says "Faculty of Engineering, Rajamangala University of Technology Isan khon Kaen Campus".

5. To evaluate the manuscript, click on “Assessment Form” icon.

This screenshot is identical to the one above, showing the same web application interface. In this view, the "Assessment" icon (a document with a checklist) in the "Review Paper" table is circled in red, indicating the next step in the process.

6. Please give the scores to the paper's components (Rate from 1 (inadequate) to 5 (Exemplary)).

STISWB XI
The 11th International Conference on Sciences, Technology and Innovation for Sustainable Well-Being

Assessment Form

Title: "Test Submission Title" (COE-0001) TOTAL(100 marks):

PAPER REVIEW SCORE RUBRIC

1. ABSTRACT (10 marks):
Four key components are provided and appropriately described.
(Key components: 1.background/aim/problem/what the paper does 2.methodology or materials 3.results/achievement or contribution/implications 4.applications/limitations/future work) 1 2 3 4 5

2. INTRODUCTION (15 marks):
Research subject is clearly identified. 1 2 3 4 5
A general overview of the subject/debate is provided. 1 2 3 4 5
Thesis is clearly stated. 1 2 3 4 5
Major claims are previewed. 1 2 3 4 5

3. METHODOLOGY/ MATERIALS (15 marks):
Overview of the materials/methods is provided. 1 2 3 4 5
The purpose of the work is restated. 1 2 3 4 5
Essential background information is supplied. 1 2 3 4 5
The source of materials/equipment is given. 1 2 3 4 5

4. RESULTS (20 marks):

7. Please state your opinion regarding the quality of the paper. (Qualified papers will be later submitted to publish in associated journals (TCI base). Please note that other reviews may be required depending on each journal's policies.)

7. GRAMMAR AND LANGUAGE (10 marks): 6.0

Paper uses standard English grammar conventions
(e.g. S-V agreement, antecedent-pronoun agreement, verb tense agreement, spelling) 1 2 3 4 5

Paper uses appropriate tone, word choice, and point of view 1 2 3 4 5

Please give us your opinion regarding the quality of this paper. However, other reviews may be required based on each journal's policies.

Do you think this paper's quality is good enough to publish in
 TCI Q1 based journal TCI Q2 based journal Conference Proceeding

Note: If one submission gets marks below 60%, the paper will not be evaluated to receive the Best Paper Award.

REVIEWER'S COMMENTS

These comments will be sent to administrator only.

Save

8. (Optional) You can send the comment(s) to the administrator by typing words in “Reviewer’s Comments” box. Please not that **these comments will be only sent to the administrator.**

7. GRAMMAR AND LANGUAGE (10 marks): 6.0

Paper uses standard English grammar conventions (e.g. S-V agreement, antecedent-pronoun agreement, verb tense agreement, spelling) 1 2 3 4 5

Paper uses appropriate tone, word choice, and point of view 1 2 3 4 5

Please give us your opinion regarding the quality of this paper. However, other reviews may be required based on each journal's policies.

Do you think this paper's quality is good enough to publish in
 TCI Q1 based journal TCI Q2 based journal Conference Proceeding

Note: If one submission gets marks below 60%, the paper will not be evaluated to receive the Best Paper Award.

REVIEWER'S COMMENTS

These comments will be sent to administrator only.

Save

9. After clicking the “Save” button, please go back to the main menu.

STISWB XI

The 11th International Conference on Sciences, Technology and Innovation for Sustainable Well-Being

Patamaporn Chaikool [en](#) [logout](#)

[Go Back](#)

Assessment Form

Title: "Test Submission Title" (COE-0001) TOTAL(100 marks): 68.32

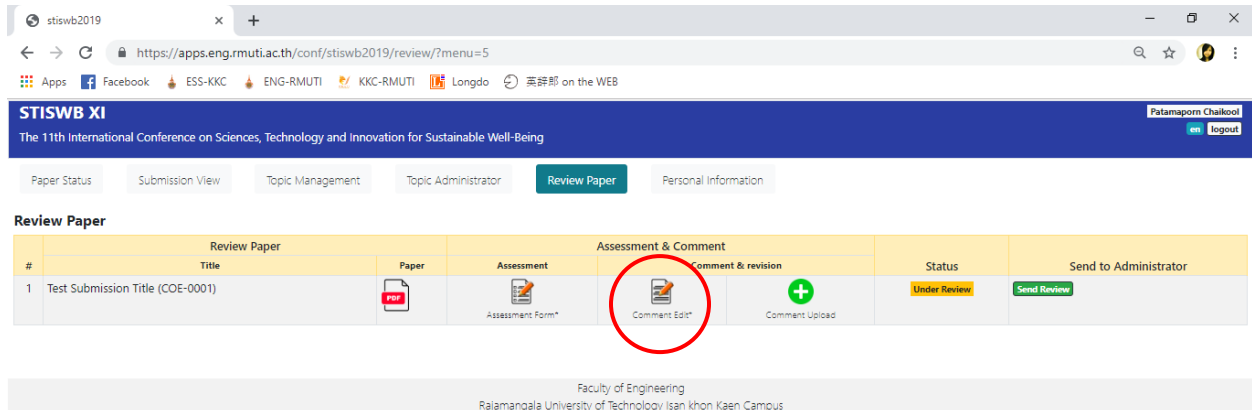
PAPER REVIEW SCORE RUBRIC

1. ABSTRACT (10 marks): 6.0
Four key components are provided and appropriately described. (Key components: 1.background/aim/problem/what the paper does 2.methodology or materials 3.results/achievement or contribution/implications 4.applications/limitations/future work) 1 2 3 4 5

2. INTRODUCTION (15 marks): 9.75
Research subject is clearly identified. 1 2 3 4 5
A general overview of the subject/debate is provided. 1 2 3 4 5
Thesis is clearly stated. 1 2 3 4 5
Major claims are previewed. 1 2 3 4 5

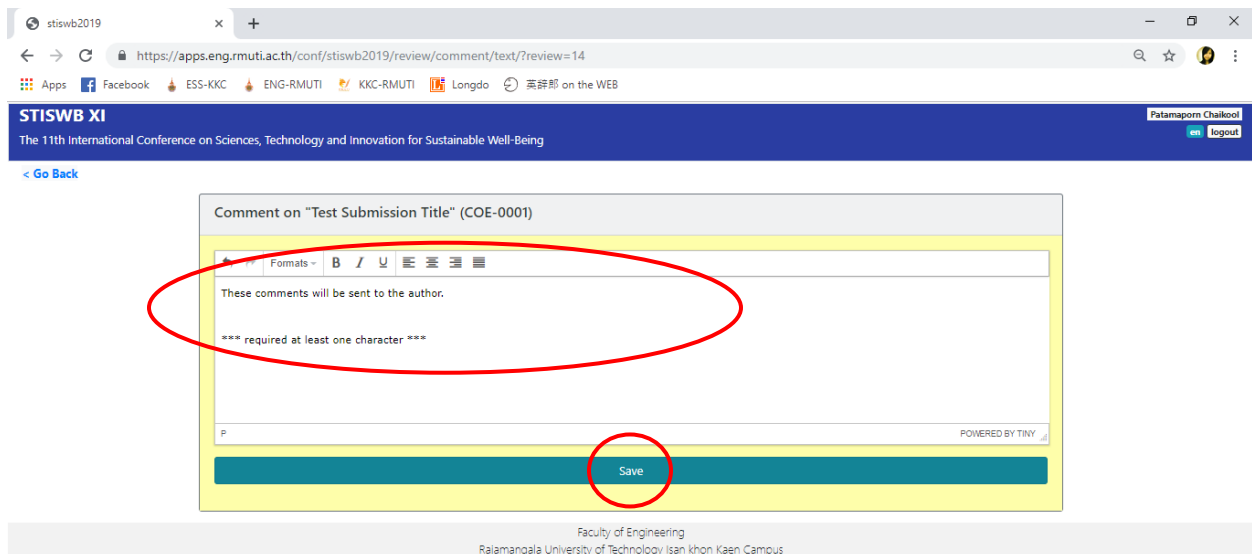
3. METHODOLOGY/ MATERIALS (15 marks): 10.5
Overview of the materials/methods is provided. 1 2 3 4 5
The purpose of the work is restated. 1 2 3 4 5
Essential background information is supplied. 1 2 3 4 5
The source of materials/equipment is given. 1 2 3 4 5

10. To send comments to the author, click on “Comments to author” icon.



The screenshot shows a web browser window with the URL <https://apps.eng.rmuti.ac.th/conf/stiswb2019/review/?menu=5>. The page header includes the STISWB XI logo and the text "The 11th International Conference on Sciences, Technology and Innovation for Sustainable Well-Being". Below the header is a navigation bar with buttons for "Paper Status", "Submission View", "Topic Management", "Topic Administrator", "Review Paper", and "Personal Information". The main content area is titled "Review Paper" and contains a table with the following columns: "#", "Review Paper Title", "Paper", "Assessment", "Assessment & Comment", "Status", and "Send to Administrator". The table has one row with the following data: "# 1", "Test Submission Title (COE-0001)", a PDF icon, "Assessment Form**", a "Comment Edit" icon (circled in red), "Comment Upload", "Under Review", and "Send Review". Below the table, the footer text reads "Faculty of Engineering, Rajamangala University of Technology, Isan khon Kaen Campus".

11. Please list suggestions or comments that, in your opinion, would improve the manuscript. These comments will be sent to the author directly. **At least one character is required.** Then, press the “Save” button,



The screenshot shows a web browser window with the URL <https://apps.eng.rmuti.ac.th/conf/stiswb2019/review/comment/text/?review=14>. The page header is the same as in the previous screenshot. Below the header is a navigation bar with a "< Go Back" link. The main content area is titled "Comment on 'Test Submission Title' (COE-0001)". It features a text input field with a rich text editor toolbar above it. The text inside the field reads "These comments will be sent to the author." and "**** required at least one character ****". Below the text field is a "Save" button (circled in red). The footer text is the same as in the previous screenshot.

12. **(Optional)** You can upload files or pictures that show your comments or revised paper by using the “Comments upload” icon.

The screenshot shows a web browser window with the URL <https://apps.eng.rmuti.ac.th/conf/stiswb2019/review/?menu=5>. The page header includes 'STISWB XI' and 'The 11th International Conference on Sciences, Technology and Innovation for Sustainable Well-Being'. A navigation bar contains 'Paper Status', 'Submission View', 'Topic Management', 'Topic Administrator', 'Review Paper', and 'Personal Information'. The 'Review Paper' section displays a table with the following columns: '#', 'Review Paper', 'Paper', 'Assessment', 'Comment & revision', 'Status', and 'Send to Administrator'. The first row contains '1', 'Test Submission Title (COE-0001)', a PDF icon, 'Assessment Form*', 'Comment Edit*', a green plus icon labeled 'Comment Upload' (circled in red), 'Under Review', and 'Send Review'. The footer identifies the 'Faculty of Engineering, Rajamangala University of Technology Isan khon Kaen Campus'.

13. After choosing the file(s), press “Upload”.

The screenshot shows the 'Upload Comment File' dialog box in the browser. The title is 'Upload Comment File' and the subtitle is 'Title : Test Submission Title'. Below this, there is a section for 'Upload Comment File (multiple file upload)' with a 'Choose Files' button and the text 'No file chosen'. Accepted file types are listed as '.pdf .doc .docx .jpeg .gif .png .tiff only'. An 'Upload' button is at the bottom of the dialog. The background shows the same STISWB XI interface as the previous screenshot, with the footer text 'Faculty of Engineering, Rajamangala University of Technology Isan khon Kaen Campus'.

14. Please note that you are still able to edit your assessment, comments and uploaded files, until clicking the “Send Review” button.

The screenshot shows a web browser window with the URL <https://apps.eng.rmuti.ac.th/conf/stiswb2019/review/?menu=5>. The page header includes 'STISWB XI' and 'The 11th International Conference on Sciences, Technology and Innovation for Sustainable Well-Being'. A navigation bar contains 'Paper Status', 'Submission View', 'Topic Management', 'Topic Administrator', 'Review Paper', and 'Personal Information'. The 'Review Paper' section displays a table with the following columns: '#', 'Review Paper', 'Paper', 'Assessment', 'Assessment & Comment', 'Status', and 'Send to Administrator'. The table contains one row for 'Test Submission Title (COE-0001)'. The 'Assessment' column has an 'Assessment Form*' icon, and the 'Assessment & Comment' column has 'Comment Edit*' and 'Comment Upload' icons. The 'Status' column shows 'Under Review'. The 'Send to Administrator' column has a green 'Send Review' button circled in red. The footer of the page reads 'Faculty of Engineering, Rajamangala University of Technology Isan khon Kaen Campus'.

15. Press the “Send Review” button again to confirm your decision.

This screenshot shows the same web browser window as the previous one, but with a confirmation dialog box open. The dialog box is titled 'Send Review' and contains two checked items: 'Assessment Form' and 'Text Comment'. At the bottom of the dialog box, there are two buttons: 'Close' and 'Send Review'. The 'Send Review' button in the dialog box is circled in red. The background of the page is dimmed, and the 'Send Review' button in the table from the previous screenshot is also visible and circled in red.

16. After submitting, the assessment and comments will be available in “Read only” mode.

stiswb2019

https://apps.eng.rmuti.ac.th/conf/stiswb2019/review/?menu=5

Apps Facebook ESS-KKC ENG-RMUTI KKC-RMUTI Longdo 英語 on the WEB

STISWB XI Patamaporn Chaikool en logout

The 11th International Conference on Sciences, Technology and Innovation for Sustainable Well-Being

Paper Status Submission View Topic Management Topic Administrator **Review Paper** Personal Information

Review Paper

#	Review Paper		Assessment & Comment			Status	Send to Administrator
	Title	Paper	Assessment	Comment & revision			
1	Test Submission Title (COE-0001)					Complete	Send Complete

Faculty of Engineering
Rajamangala University of Technology Isan khon Kaen Campus

11:03
07/06/2562

17. Please submit the form by June 30, 2019. Thank you for your cooperation!

If you are not able to evaluate the paper, or have any questions concerning the conference system, please do not hesitate to contact us.

STISWB2019 Staff

E-mail: stiswb2019@gmail.com

Tel: (66) 88-5576792